

# Friends and Family Test Results

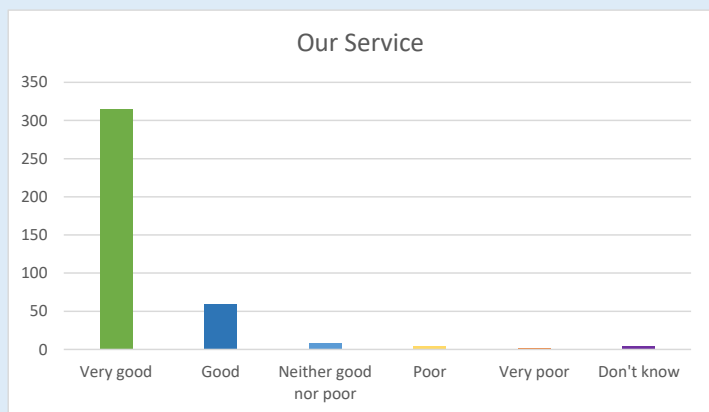
August 2024

## 1. Our Service

Overall how was your experience of our service?

Very good	315
Good	59
Neither good nor poor	8
Poor	4
Very poor	2
Don't know	4

**Total 392**



## 2. Your Comments

Please can you tell us why you gave your answer?

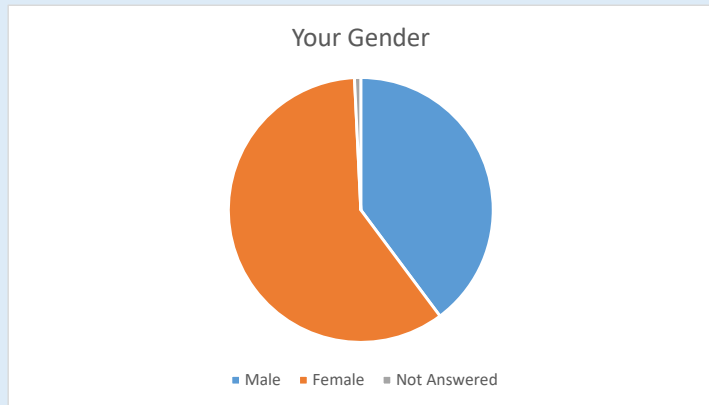
Please tell us about anything that we could have done better



## 3. Your Gender

Male	156
Female	233
Not Answered	3

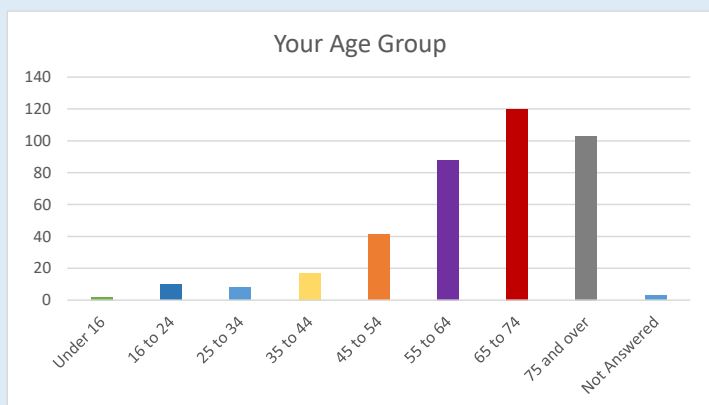
**Total 392**



## 4. Your Age Group

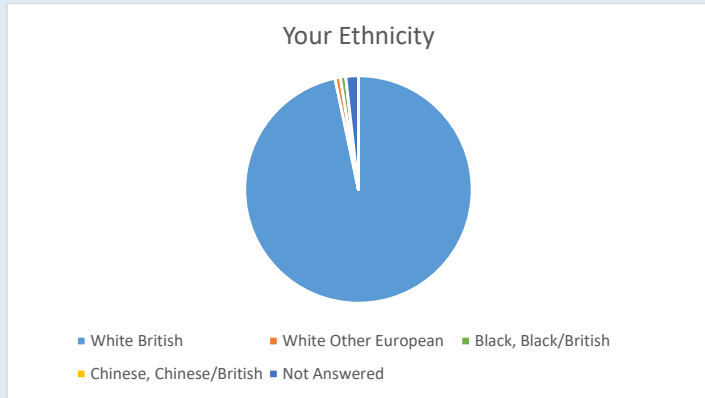
Under 16	2
16 to 24	10
25 to 34	8
35 to 44	17
45 to 54	41
55 to 64	88
65 to 74	120
75 and over	103
Not Answered	3

**Total 392**



## 5. Your Ethnicity

White British	379
White Other European	3
Black, Black/British	3
Chinese, Chinese/British	0
Not Answered	7
<b>Total</b>	<b>392</b>



## 6. Your Employment Status

Full Time Employment	83
Part Time Employment	44
Not Employed	26
Retired	231
Not Answered	8
<b>Total</b>	<b>392</b>

